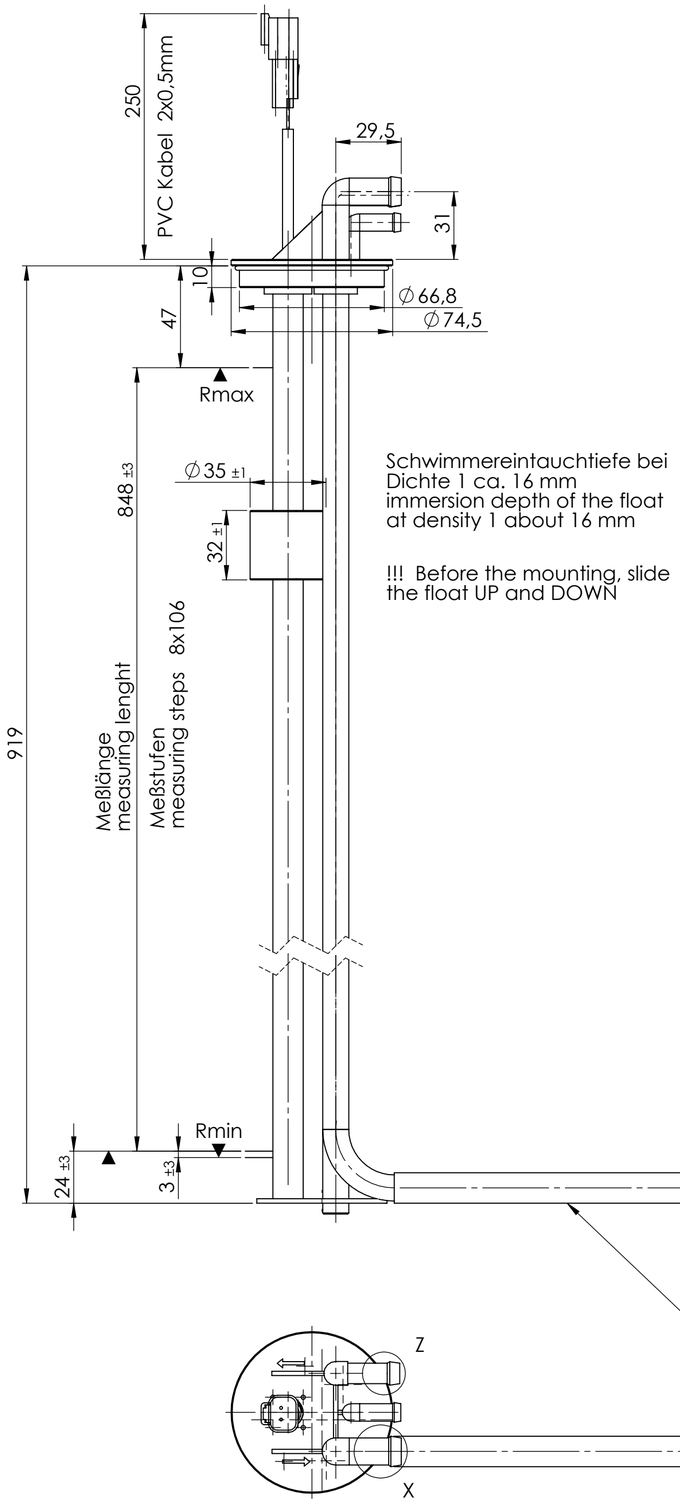

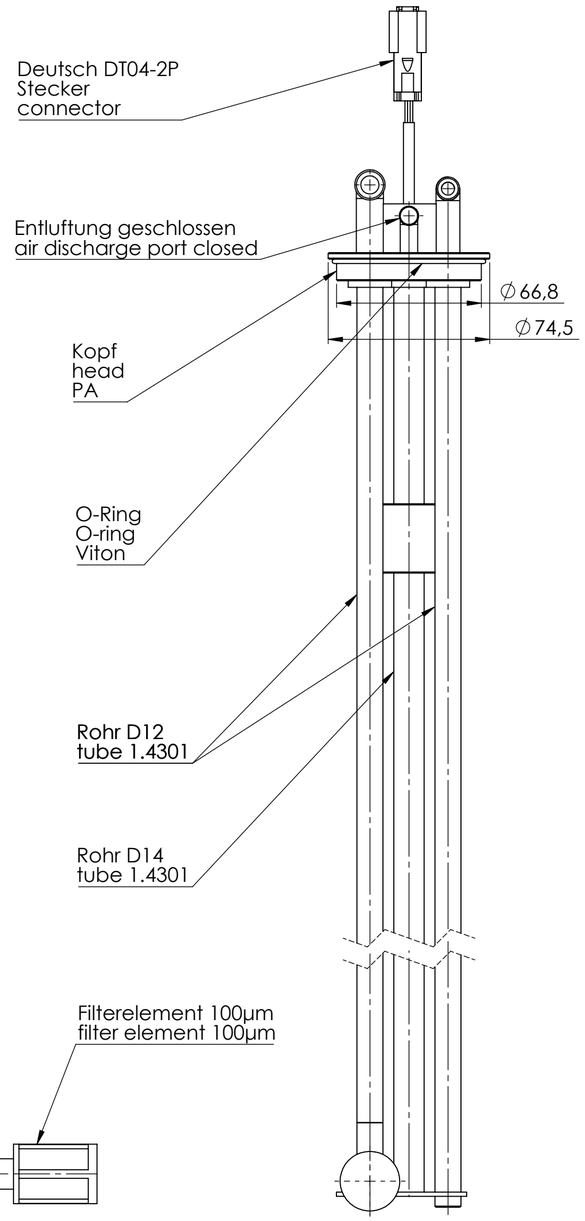

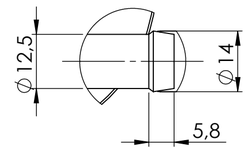

X
M1:1

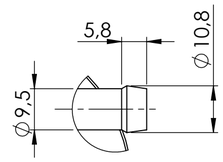

Z
M1 : 1

Schalt stufen	Wiederstand	Gesamt wiederstand	Abstand von Dichtfläche
switching steps	single resistance	total resistance	distance from face
9	150	1500	47
8	150	1350	153
7	150	1200	259
6	150	1050	365
5	150	900	471
4	150	750	577
3	150	600	683
2	150	450	789
1	150	300	895
0	150	150	898

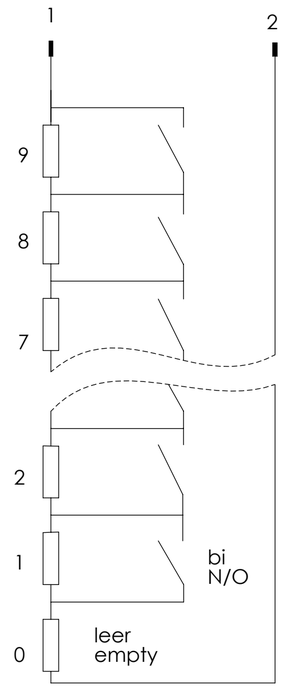

Grundwiederstand
basic resistance
150 Ohm / 0,25 W

TECHNISCHE DATEN

Schaltstufen	9
Kontaktart	A/B - NO/NC bitabil
Gesamtwiederstand	1500 Ohm
Gundwiederstand	150 Ohm / 0,25 W
Schutzart	IP 67 DIN EN 60529
Betriebstemperatur	-40°C...+85°C

TECHNICAL SPECIFICATION

switching steps
contact form
overall resistance
basic resistance
protection class
operating temperature

▲ Niveau steigend / rising level
▼ Niveau fallend / falling level

UNLESS OTHERWISE SPECIFIED:
DIMENSIONS ARE IN MILLIMETERS
SURFACE FINISH:
TOLERANCES:
LINEAR:
ANGULAR:

FINISH:

DEBURR AND BREAK SHARP EDGES

COMECO

REVISION

	NAME	SIGNATURE	DATE
DRAWN			
CHK'D			
APPV'D			
MFG			
Q.A			

MATERIAL:

WEIGHT:

TITLE:

NIG-Entnahmeeinheit
Suction pipe switch

DWG NO.

LC-EX.250205.03

A2

SCALE:1:5

SHEET 1 OF 1